

## Preparation and characterization of B<sub>2</sub>O<sub>3</sub>- BaO-Al<sub>2</sub>O<sub>3</sub> (BBA) glass system

Aboutaleb D<sup>1</sup>, Safi B<sup>1</sup>, Benhaoua F<sup>1</sup>

<sup>1</sup> Research Unit Materials, Processes and Environment/Faculty of Science and Engineering, Boumerdes University, Boumerdes, Algeria

### Abstract

In borate glasses, the main structural units are the [BO<sub>3</sub>] triangles and [BO<sub>4</sub>] tetradral which form different superstructural units like; boroxol rings, metaborate rings and chains, pentaborate, diborate, triborate and pyroborate. In this work, the Barium aluminoborate glasses were prepared. Some of properties were investigated by measure like density and chemical durability and the other by calcs. The dilatometric curves were determined and they revealed that the temperature of transition (T<sub>g</sub>) and softening (T<sub>s</sub>) and the dilatation coefficient increase by addition of Al<sub>2</sub>O<sub>3</sub> and BaO content.

**Key words:** Barium aluminoborate glass, density, chemical durability, dilatometric curves.

### 1. INTRODUCTION

Chemical composition of the glasses plays an important role in determining properties of the glass. The glass is dividing into three categories: network formers, network modifiers and intermediate species, which falls somewhere between network formers and modifiers and may substitute for a network former in the glassy state. Higher valence cations such as Al<sup>3+</sup> are commonly used as intermediate species [1]. In borate glasses, the main structural units are the [BO<sub>3</sub>] triangles and [BO<sub>4</sub>] tetradral which form different superstructural units like; boroxol rings, metaborate rings and chains, pentaborate, diborate, triborate and pyroborate [2]. In the BaO-Al<sub>2</sub>O<sub>3</sub>-B<sub>2</sub>O<sub>3</sub> glass system, it was reported that Al<sub>2</sub>O<sub>3</sub> behaves as AlO<sub>4</sub> and AlO<sub>6</sub> units in the glass structure [3]. It was assumed that aluminium ions enter the structure in the form of three tetrahedral BO<sub>4</sub> and /or Al<sub>2</sub>O<sub>3</sub> in the form of AlO<sub>4</sub> having an oxygen in common [4]. Owen [5] proposed for the glass systems of MO-Al<sub>2</sub>O<sub>3</sub>-B<sub>2</sub>O<sub>3</sub>; (M= Sr, Ca and Ba) that some of the M atom associate themselves with Al<sub>2</sub>O<sub>3</sub> forming AlO<sub>4</sub> and the rest act with B<sub>2</sub>O<sub>3</sub> producing BO<sub>4</sub> or non-bridging oxygen ions.

In the present study some properties of BaO-Al<sub>2</sub>O<sub>3</sub>-B<sub>2</sub>O<sub>3</sub> glass system were investigated by measure like density and chemical durability and the other by calcs. The dilatometric curves were determined and they revealed that the temperature of transition (T<sub>g</sub>) and softening (T<sub>s</sub>) and dilatation coefficient increases by addition of Al<sub>2</sub>O<sub>3</sub> and BaO content.

### 2. EXPERIMENTAL

#### 2.1 Preparation of the glass samples

The glasses selected were prepared starting from the following chemical raw materials; barium carbonate,

orthoboric acid and aluminum oxide. The finely crushed mixture was then placed in a platinum crucible and transferred to an electric furnace at temperature ranging from 1300°C to 1400°C with a stage for 1.5h. The liquid was then cast in a graphite mold preheated to approximately 250°C to limit the thermal shocks during hardening. The samples were annealing then at 350°C for 1hour. The compositions of studied glasses are given in table 1.

#### 2.2 DTA and TGA Analysis

The apparatus used was a simultaneous thermal analysis apparatus type STA 449C. Jupiter, it can give use the differential variations in temperatures, changes in weight during treatment and thermal enthalpies exchanged. It works at high temperature furnace with protective tube of Al<sub>2</sub>O<sub>3</sub> and temperature range 25 to 1550 ° C. The type of the thermocouple used is (Pt / Pt Rh).

The glass transition temperature (T<sub>g</sub>) was determined from the second endothermic peak of DTA curve whereas the crystallization temperatures (T<sub>c</sub>) was determined by the first exothermic peak of DTA curve[5].

#### 2.3 Dilatometric analysis

The expansion curves of samples were determined using a dilatometer DIL 402C (Materials Mineral Composite Laboratory (MMCL - Boumerdes-Algeria) at an average speed of heating of 5K min<sup>-1</sup>. The sample had a rectangular shape with an 8mm width and a 20-25mm length.

The glass transition temperature (T<sub>g</sub>) was determined from the expansion curve using the interception method, whereas the softening temperatures (T<sub>s</sub>) was determined by the maximum temperature of expansion curve [5].

---

**Corresponding author:** Aboutaleb Djamilia

**Address :** URMPE, Université de Boumerdès, Algérie

**E-mail:** [safi\\_b73@yahoo.fr](mailto:safi_b73@yahoo.fr)

Table 1: Chemical composition of studied B<sub>2</sub>O<sub>3</sub>- BaO-Al<sub>2</sub>O<sub>3</sub> glasses system.

Samples	Composition (weight %)			Composition (molaire %)		
	B <sub>2</sub> O <sub>3</sub>	BaO	Al <sub>2</sub> O <sub>3</sub>	B <sub>2</sub> O <sub>3</sub>	BaO	Al <sub>2</sub> O <sub>3</sub>
G <sub>1</sub>	95	5	--	97.70	2.29	--
G <sub>2</sub>	85	10	5	91.73	4.88	3.76
G <sub>3</sub>	75	15	10	84.92	7.69	7.77
G <sub>4</sub>	65	20	15	77.5	10.83	12.25

Table 2: Values obtained of T<sub>g</sub> and T<sub>s</sub> of (BBA) glass system.

Samples	T <sub>g</sub> (C°)	T <sub>s</sub> (C°)
G <sub>1</sub>	312,3	335,5
G <sub>2</sub>	387,7	417,1
G <sub>3</sub>	422,8	443,8
G <sub>4</sub>	512,8	536,4

#### 2.4 Density measurements

The densities were determined out using Archimedes' method with xylene as an immersion fluid. The relative error in these measurements was about ±0.03

g cm<sup>-3</sup> and the molar volume V<sub>m</sub> was calculated from the molecular weight M and the density ρ according to the relation: V<sub>m</sub> = M / ρ. The density results are illustrated at table 3.

Table 3: Values obtained of density ( ρ) and molecular volume (V<sub>m</sub>) of BBA glass system.

Samples	ρ (g/ cm <sup>3</sup> )	V <sub>m</sub> (cm <sup>3</sup> /mol)
G <sub>1</sub>	1 .850	38.665
G <sub>2</sub>	2.143	35.081
G <sub>3</sub>	2.432	32.416
G <sub>4</sub>	2.561	32.391

#### 2.5 Determination of chemical durability

The chemical treatment of the samples under the various conditions (neutral, acidic and basic) was carried and the weight loss of samples was determined.

#### 2.6 Theoretical calculs of properties

In the structure of glass, the various components contribute a share defined in the effect of certain properties. There would be thus a possibility of calculating by means of additive formulas these properties to leave the composition [6]



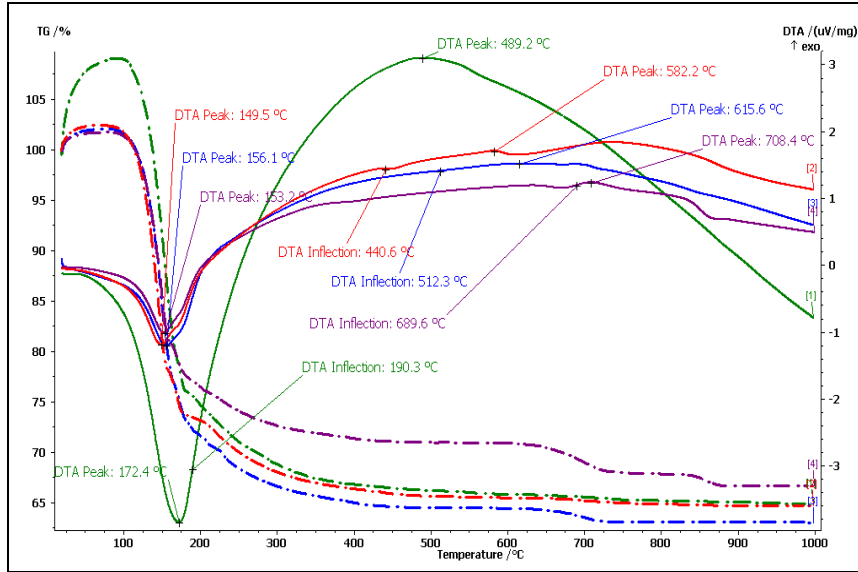
This is accompanied by an important loss by mass presented in the relative curves TGA, however this loss of mass decreases with the reduction in the content of B<sub>2</sub>O<sub>3</sub> (of G<sub>2</sub> towards G<sub>4</sub>). The second endothermic peaks which this locate at various temperatures for various glasses represent the temperatures of vitreous transitions, their values increase with the increase in the oxide Al<sub>2</sub>O<sub>3</sub> and BaO.

In parallel, various first exothermic peaks corresponding to the beginning of crystallization of the vitreous samples which show also an increase in the values with the increase in the oxide Al<sub>2</sub>O<sub>3</sub> and BaO. Thus the addition of the oxides Al<sub>2</sub>O<sub>3</sub> and BaO in the systems of glasses (BBA) increases the temperatures of vitreous transition and the temperatures from crystallization of these glasses.

### 3. RESULTS AND DISCUSSIONS:

#### 3.1 DTA and TGA Analysis

The (DTA) curves of these glasses, show endothermic peaks between 100 and 200°C (figure 1), knowing that towards the temperature 100°C, the boric acid starts to lose its water, giving initially metaboric acid, and by dehydration supplements with 300°C, it forms vitreous boric anhydride according to the following relation:



**Figure1:** DTA and TGA curves for obtained (BBA) glass system

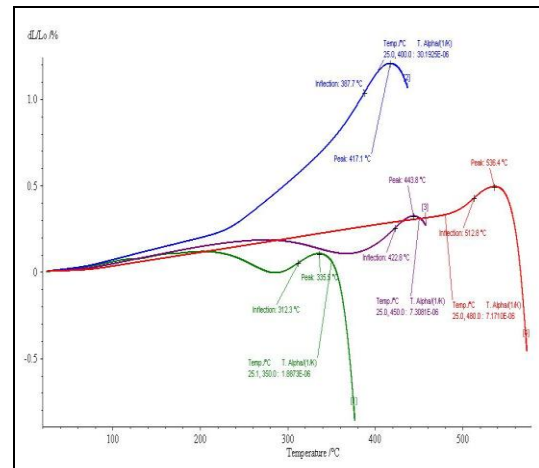
### 3.2 Dilatometric analysis

The obtained curves of thermal dilation are represented in the figure2. For glass G1 the thermal curve of dilation is representative of glass separated in two phases, because one finds two temperatures of vitreous transitions which are represented by two points of inflection on the curve. The B<sub>2</sub>O<sub>3</sub>-BaO binary system is known by its mechanism of separation of phase [7] The G1 sample obtained has a translucent white aspect. With the addition of five percent of alumina (5% Al<sub>2</sub>O<sub>3</sub>), the phase separation decreases and the other glasses are homogeneous.

The temperatures of vitreous transition T<sub>g</sub> and softening temperatures T<sub>s</sub> increase by G1 towards G4 with the addition of Al<sub>2</sub>O<sub>3</sub> and BaO, because these the last two oxides are known by their role to increase the viscosity of the molten bath but thermal dilation increases by G1 towards G4. Generally, glasses with the lower expansion coefficient have higher transition and softening temperatures and vice versa [6]. However, it can be seen for Figure 2 that the expansion increases and the T<sub>g</sub> and T<sub>s</sub> temperatures increases with additions of Al<sub>2</sub>O<sub>3</sub> and BaO oxides.

This is with the molar report/ratio Al<sub>2</sub>O<sub>3</sub>/B<sub>2</sub>O<sub>3</sub> which increases by G1 towards G4, or the B<sup>++</sup> ions go to join with Al<sub>2</sub>O<sub>3</sub> by forming the tetrahedrons AlO<sub>4</sub> and the remainder will act with the B<sub>2</sub>O<sub>3</sub> by producing not bridging oxygen (NBO) what has to weaken the vitreous network and dilation has to increase.

Substitution of BaO for B<sub>2</sub>O<sub>3</sub> in the studied glass seems to lead to the conversion of NBO'S formation.



**Figure 2:** Expansion curves of for obtained (BBA) glass system

### 3.3 Density and molar volume

Density variation and molar volume for obtained (BBA) glass system as a function of Al<sub>2</sub>O<sub>3</sub> mol% are given at figure 4. Adding the BaO and Al<sub>2</sub>O<sub>3</sub> oxides increase density: alkali earth ions (Ba) fill the free volume and Al<sub>2</sub>O<sub>3</sub> behaves as AlO<sub>4</sub> and AlO<sub>6</sub> units in the glass structure so the molar volume decreases.

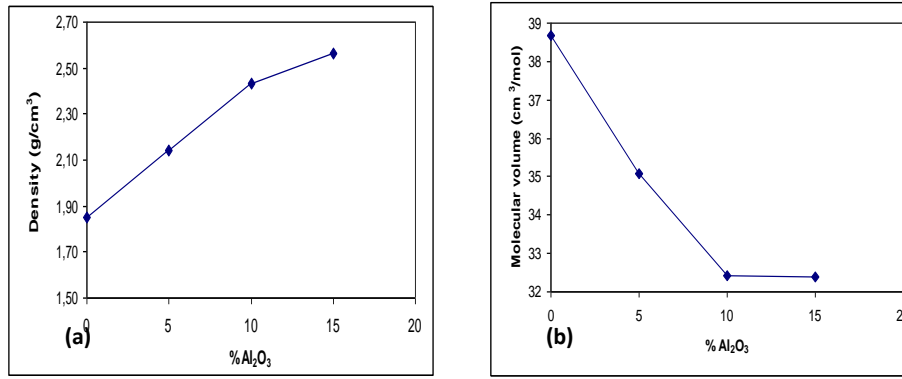


Figure 4: Variation of  $\rho$  and  $V$  for obtained (BBA) glass system as a function of Al<sub>2</sub>O<sub>3</sub> mol%. (a) Density (b) Molecular volume

### 3.4 Chemical durability

Results illustrated in Table 4 showed that the samples exhibited an increase in durability under the three media conditions studied (neutral, acidic and basic) with increase of aluminium content. Chemical attack decreases with increasing the aluminum content in all medium. The reactions between the ion H<sup>+</sup> and the “acid” network can be neglected since the

components are packed too strongly to allow for any possibility of migration in the network to take place. On the other hand, the network modifiers have a certain freedom of displacement through vacuum and also the ability to pass through the solution that surrounds them if this vacuum borders the solution. The attack by the alkaline solutions on the other hand is governed by another mechanism.

Table 4: Chemical durability for obtained (BBA) glass system

Sample	Acid solution (HCl)			Basic solution (NaOH)			Neutral solution (distilled water)		
	M <sub>0</sub> (g)	M <sub>1</sub> (g)	$\frac{M_0 - M_1}{M_0}; \%$	M <sub>0</sub> (g)	M <sub>1</sub> (g)	$\frac{M_0 - M_1}{M_0}; \%$	M <sub>0</sub> (g)	M <sub>1</sub> (g)	$\frac{M_0 - M_1}{M_0}; \%$
G <sub>1</sub>	2,759	1,640	40,55	4,271	3,940	92,74	2,139	0,259	87,89
G <sub>2</sub>	1,443	0,775	46,29	2,228	0,380	89,94	2,382	0,622	73,88
G <sub>3</sub>	2,211	1,715	22,43	4,256	0,947	77,74	4,752	3,264	31,31
G <sub>4</sub>	1,262	1,235	2,13	2,508	1,652	34,13	2,691	1,865	30,69

The OH<sup>-</sup> ion is in the case the determining factor, because its ability to react with the network. As a consequence, it appears that this result in a network division, which under certain conditions can result a complete dissolution of glass. It also appears that the solubility of glass increases under basic pH conditions [8]. When comparing the ratio of attack by acid versus water, this attack decreases with increasing Al<sub>2</sub>O<sub>3</sub> content, which also reinforced the structure and reduces the chance of network division and destruction.

### 3.5. Theoretical calculs of properties

The results from the calculated properties are given in Table 5. According to Winkelmann and Appen, it is

observed that the expansion values are respectively low in the range of [20-100°C] and [20-400°C] due to the presence of boron oxide B<sub>2</sub>O<sub>3</sub> which generally reduces the coefficient of thermal expansion  $\alpha$  of glasses [9]. The  $\alpha$  values increases (which may be due to the decrease in boron oxide and the presence of BaO and Al<sub>2</sub>O<sub>3</sub>) and the formation of non-bridging oxygen. Results by Winkelmann and Appen are slightly different and are almost similar. The density increases with the addition of barium and alumina, as both ions have relatively large molar masses.

Table 5 : Theoretical properties calculated

	Properties											
	$\alpha$ in % mass	$n_d$	$d$	$E$	$\sigma$	$\rho$	$\delta t$	$\delta c$	$C_p$	$\lambda c$	$\epsilon$	$\alpha$ in % molar
<b>G1</b>	0,813	1,48	0,006	252,5	94.5	1.95	64,25	857,5	0,219	0,04	5,84	0,43
<b>G2</b>	2,093	1,49	0,007	307,5	136.0	2.11	62,75	820	0,21	0,045	6,71	1.84
<b>G3</b>	3,364	1,51	0,007	362,5	177.5	2.26	61,25	782,5	0,201	0,050	6,96	3.15
<b>G4</b>	4,639	1,53	0,008	410	219.0	2.45	59,75	745	0,192	0,056	7,60	4.21

With:  $\alpha \cdot 10^{-6}$  ( $K^{-1}$ ): Thermal dilation coefficient,  $n_d$  : Index of refraction and  $d$ : optical dispersion,  $E$  ( $kbar$ ): Longitudinal modulus of elasticity,  $\sigma \cdot 10^{-3}$  ( $N/m$ ): Surface tension,  $\rho$  ( $g \cdot cm^{-3}$ ): Densities,  $\sigma$  [ $MN / m^2$ ]: Compressive stress ( $\sigma c$ ) or with traction ( $\sigma t$ ),  $C_p$  [ $J/gk$ ]: Heat capacity,  $\lambda c$  [ $W/mk$ ]: thermal conductivity,  $\epsilon$  : electric permittivity. The presence of boron oxide also increases the refractive index of glasses which explains the high value of the refractive index calculated. Even alkaline earth oxides also contribute to the elevation of the refractive index and dispersion. With the reduction of other oxides such as boron oxide and the increase of barium and alumina the amount of non-bridging oxygen increases and this leads to an increase in the elastic modulus  $E$  and Poisson's ratio. Note that the compressive strength  $\sigma c$  is higher than the tensile strength  $\sigma t$  [9].

The mechanical strength of glass increases with the strength of the bonds of the glass structure. The samples prepared show low values of mechanical strength, the structure is not rigid enough, and with creation of NBO oxygen, there is a decrease in tensile strength and compression. Ordinary glasses generally are characterized by a specific heat value of about 0.8 CP ( $J/gk$ ) by boric oxide increases against the property in the glasses. And with the decrease in  $B_2O_3$  and higher alumina, there was decrease in specific heat value. With the addition of  $Al_2O_3$ , there was a slight increase in thermal conductivity  $e$ , non-bridging oxygen ions increase the heat transfer inside the glass.

A decrease in the surface tension value was observed in systems of binary or ternary glasses of borates, alkaline earth oxides are important to the surface. There is a relationship between the primitive and the index of refraction as a decisive influence on the polarizability of oxygen ions. When the  $B_2O_3$  content decrease, an increase of permittivity values with polarizability of ions (non-bridging oxygen ions) was observed with the same manner like the index of refraction.

#### 4. CONCLUSION

In the studied glass system  $BaO-Al_2O_3-B_2O_3$  samples have a transparent appearance (homogeneous), except that the sample G1 is heterogeneous and presents phase separation at binary  $BaO-B_2O_3$  glass, then the phase separation disappears with addition of more

amount of alumina. The addition of the alumina at the same time as some barium in the component  $B_2O_3$  contributed to the creation of non-bridging oxygen. Although the temperatures of transitions glassy  $T_g$  and softening  $T_s$  increased (because of the increase of the viscosity of the bath), Also densities and the coefficients of expansion increased. The creation of non-bridging oxygen led to an increase of the module of elasticity and this fact the reduction in the mechanical properties as the traction resistance and to the compression and the Poisson's ratio but there is an increase in chemical properties. The increase of the polarizability of the ions oxygen has to lead to the increase of the refractive index and the dispersal as well as the electric permittivity. The properties of transfer increased as the conduction of heat and the superficial tension on the other hand the specific heat decreased

#### 6. REFERENCES

- [1] H.A.Silim, Composition Effect on Some Physical Properties and FTIR Spectra of Alumino-Borate Glasses Containing Lithium, Sodium, Potassium and Barium Oxides, Egypt.J.Solids, Vol.(29), Na (2), (2006).
- [2] G.A.Khater, Preparation and study of glass-ceramic containing celsian, Ph.D. Thesis, Ain Shams University, 1991.
- [3] Egypt.J.Sol. , Vol.(26), N0.(1), (2003)
- [4] A. E. Owen, Phys. Chem. Glasses 2, 152 (1961)
- [5] S. Sakka, Yogyo- Kyokai- Shi 85 299 (1977).
- [6] H.Scholze, « Glass :Nature, Structure and Properties » , Springer, New York,(1991)
- [7] D.Aboutaleb. Etude de phase séparation dans des verres borates et borosilicates, Ph.D. Thesis, Boumerdes University. Algeria, (2010)
- [8] H.E.Lin , W.R.Foster , Studies in the system  $BaO-Al_2O_3-SiO_2$ , The polymorphism of celsian ( $BaAl_2Si_2O_8$ ), Am. Mineral. 53 (1986)134.
- [9] J.E.Shelby, Introduction to "Glass Science and Technology", The Royal Society of Chemistry, Cambridge,(1997).